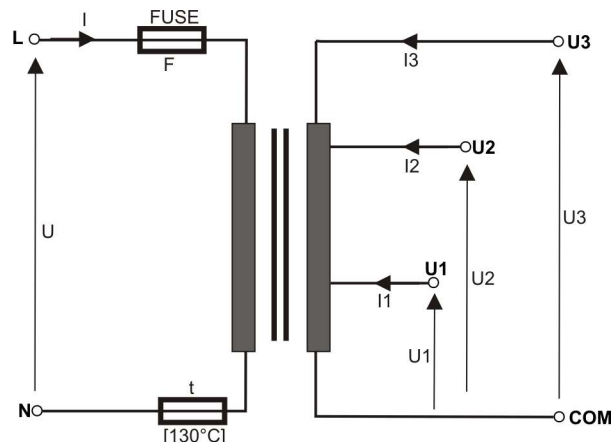



CODE: **AWT 800** v.1.0/VIII
 NAME: **TRANSFORMER TRP 80VA/16V/18V/20V**



Tab.1


Technical parameters of transformers							
CODE NAME	S	U	I	U1 or U2 or U3	I1 or I2 or I3	F	t
AWT800 TRP 80/16/18/20	80VA	230V/AC	0,4A	16V or 18V or 20V	5,0A or 4,5A or 4,0A	T 630mA/250V	130°C

DESCRIPTION

The transformers are destined for supplying devices requiring AC voltage U1 or U2 or U3.

SPECIFICATIONS

Casing:	PC/ABS in class UL 94 V-0, IP30
Dimensions:	Fig. 1 TRP 80VA
Net/ gross weight:	1,50kg /1,57kg [+/-0,1kg] TRP 80VA
Installation:	installation bus TH35/TS35 (DIN) or cheese screw x 4 (flat surface), with the holder AWO467 for TRP80VA
Supply voltage:	230 V/AC (-15%+10%), 50Hz
Current consumption I:	tab.1. @~230 V / I1
Output voltage U1 or U2 or U3:	tab.1.
Rated power S:	tab.1.
Rated output current I1 or I2 or I3:	tab.1.
Short-circuit protection F:	fuse tab.1.
Over-load protection t:	fuse tab.1. / temperature limit fuse 130°C-non resetable
Operating conditions:	2nd environmental class, -10°C+ 40°C, Ta 40 B
Declarations, warranty:	CE, 2 year from the production date
Remarks:	leads on connectors AWG 24-12 2,5mm ² , screw 2,9x13 - 4pcs



Dimensions of transformers series: TRP 80VA

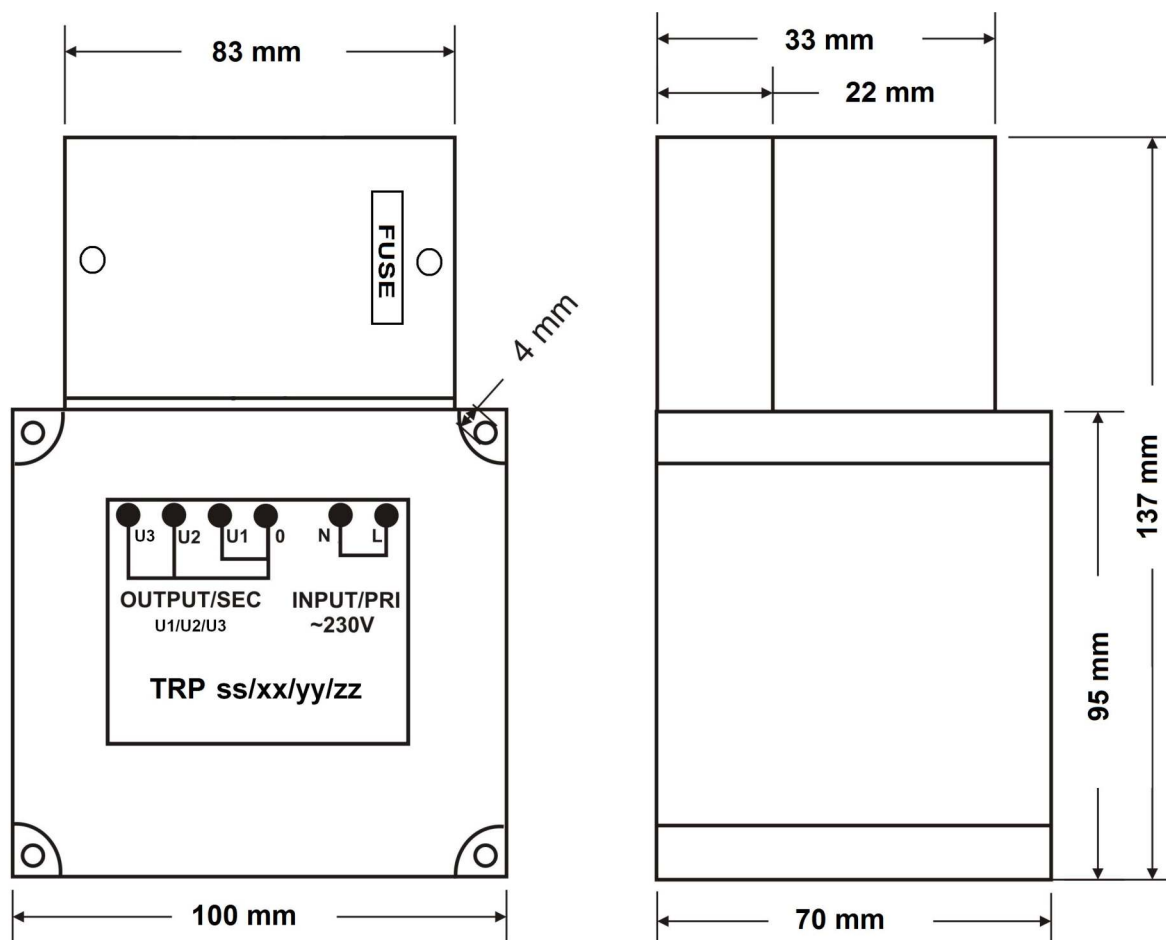


Fig.1