



NP0.8-12 NP0.8-12FR

Sealed Rechargeable
Lead-Acid Battery

12V, 0.8Ah

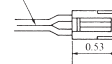
Specifications

- **NOMINAL VOLTAGE:** 12V
- **NOMINAL CAPACITY:**
 - 20 hr. rate of .040A to 10.50V 0.80Ah
 - 10 hr. rate of .074A to 10.50V 0.74Ah
 - 5 hr. rate of .136A to 10.20V 0.68Ah
 - 1 hr. rate of .480A to 9.60V 0.48Ah
- **WEIGHT (approx.):** 0.77 pounds (0.35 kgs.)
- **ENERGY DENSITY (20 hr. rate):** 1.07 WH/cubic inch (65 WH/liter)
- **SPECIFIC ENERGY (20 hr. rate):** 12.5 WH/pound (27.4 WH/kg)
- **INTERNAL RESISTANCE OF CHARGED BATTERY:** 180 milliohms (approx.)
- **MAXIMUM DISCHARGE CURRENT WITH STANDARD TERMINALS:** 3 amperes
- **MAXIMUM SHORT-DURATION DISCHARGE CURRENT:** 50 amperes
- **OPERATING TEMPERATURE RANGE:**
 - CHARGE 5°F to 122°F (-15°C to 50°C)
 - DISCHARGE -4°F to 140°F (-20°C to 60°C)
- **CHARGE RETENTION (shelf life) at 20°C (68°F):**
 - 1 month 97%
 - 3 months 91%
 - 6 months 85%
- **LIFE EXPECTANCY:**
 - STANDBY USE 3 to 5 years
 - CYCLE USE (approx.):
 - 100% depth of discharge 250 cycles
 - 50% depth of discharge 550 cycles
 - 30% depth of discharge 1200 cycles
- **SEALED CONSTRUCTION:** Can be operated in any position without leakage.
- **STANDARD TERMINAL:** JST #VHR-2N or optional Tyco. 1-480318-0
- **HOUSING MATERIAL:** ABS Resin
- **OPTIMAL:** Container and cover made from Flame Retardant ABS (UL94-V2/L.O.I.>28%)

Terminal

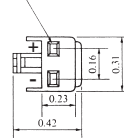
Standard

WIRE AWG #20 UL 1007

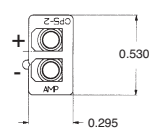
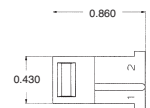


JST VHR-2N (TERMINAL)

JST SVH-2IT-PI.1



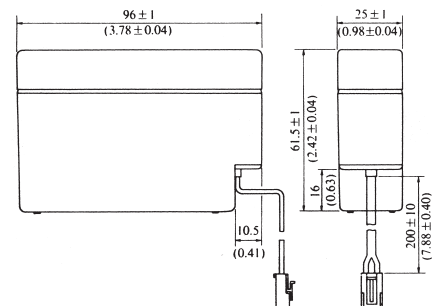
Optional



Tyco. 1-480318-0

DIMENSIONS: (INCHES)

Dimensions



DIMENSIONS: MM (INCHES)

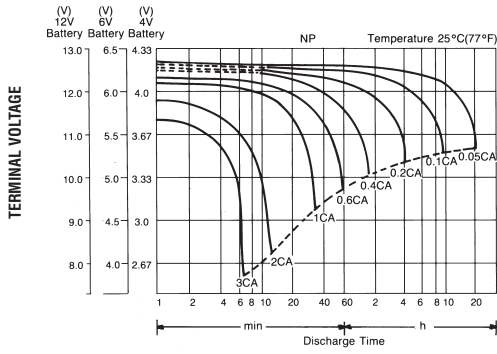
UL listing pending - File No MH16464

EnerSys™

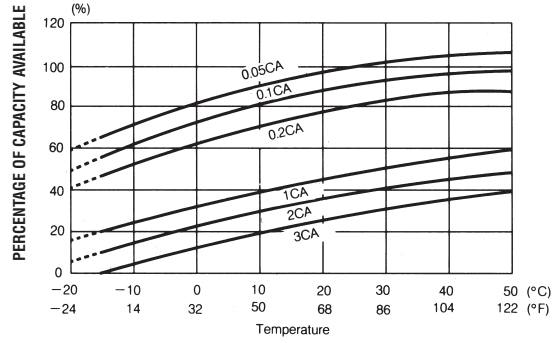
Power/Full Solutions



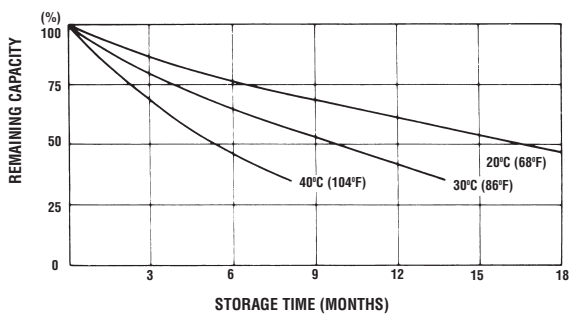
DISCHARGE CHARACTERISTIC CURVES AT 25°C (77°F)



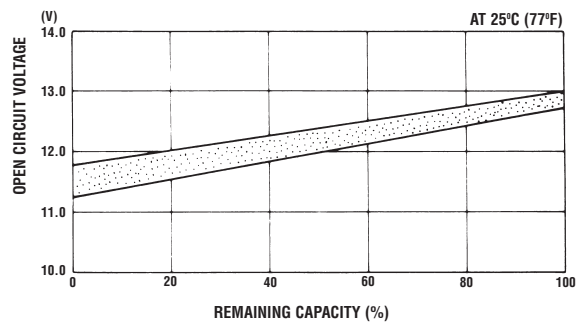
TEMPERATURE EFFECTS IN RELATION TO BATTERY CAPACITY



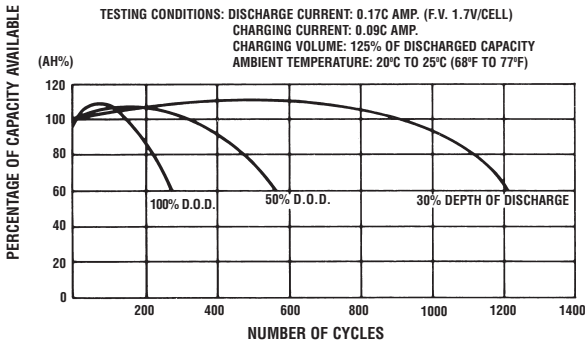
SELF DISCHARGE CHARACTERISTICS



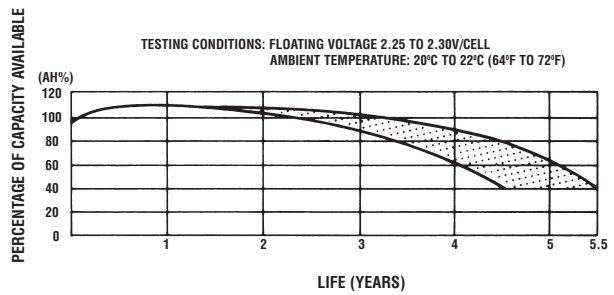
OPEN CIRCUIT VOLTAGE VS REMAINING CAPACITY



CYCLE SERVICE LIFE IN RELATION TO DEPTH OF DISCHARGE



FLOAT SERVICE LIFE



When the battery will be used by current in excess of 3C, consult with EnerSys prior to use.

CHARGING METHODS (At 20°C)

Cycle use: Maximum charging current 0.2A
Charging voltage 14.4 to 15.0V
Standby use: Float charging voltage 13.50 to 13.80V

CAUTION

- Avoid short circuit
- Do not charge in a sealed container.



EnerSys
P.O. Box 14145
Reading, PA 19612-4145
USA
Tel: +1-610-208-1991
+1-800-538-3627

EnerSys EMEA
Brussels, Belgium
Tel: +32 (0)2 247 94 47
EnerSys Asia
Guangdong, China
Tel: +86 755 2689 3639

Represented by:

