

BF SERIES

Control your environment
with the new beam smoke detectors

MADE IN ITALY



BF100A



ACTIVE IR BEAM SMOKE DETECTOR

Range from 5 up to 100 metres.

Smoke detection system made of an Emitter and Receiver which can detect and determine the quantity of smoke in the protected area.

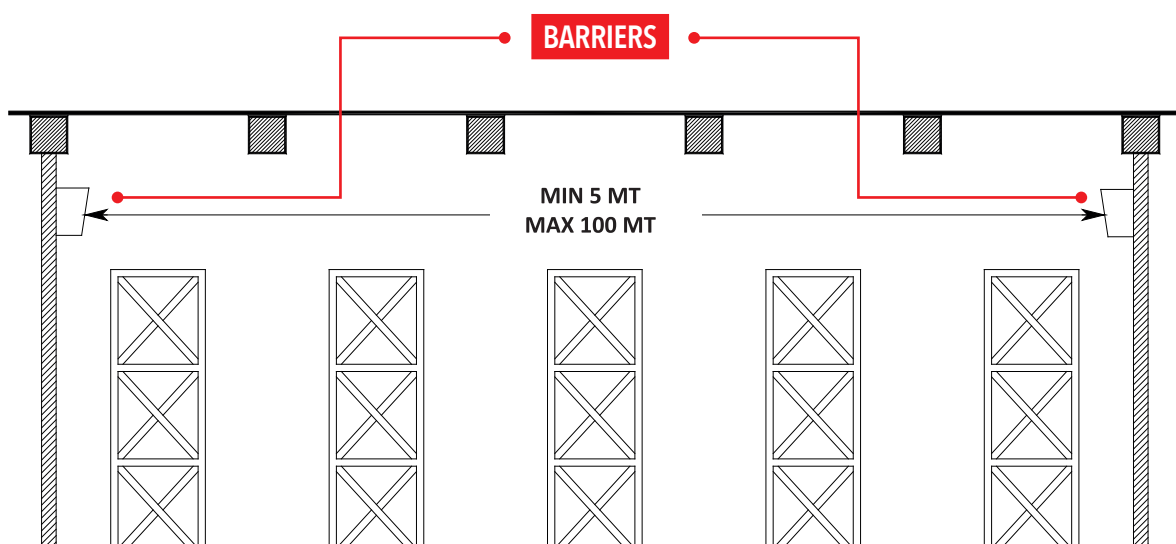
Characteristics

- › The barrier is equipped with an internal device (2-display module) for **calibration and checking of the received signal in real time**.
- › The boards are equipped with an **optical viewfinder** placed on one side that allows a rough alignment.
- › **Adjustable sensitivity** with a DIP switch to get a **better intervention threshold** according to the working distance.
- › The barrier is equipped with alarm, fault and consumption outputs, which allow it to be connected to **standard fire control panels**.
- › The barrier has a serial interface to **connect up to 16 units to BRC keypads**.
- › Dimensions: (DxLxH): 96 x 159 x 211 mm
- › **CPR certification** in accordance with **EN54-12:2015**

Approval

- › **EN54-12:2015**

BF100 application example



BF SERIES

REFLECTING IR BEAM SMOKE DETECTOR

Range from 5 up to 120 metres.

Smoke detection system made of an Emitter/Receiver group. Thanks to a reflecting panel, it can detect and determine the quantity of smoke in the protected area.



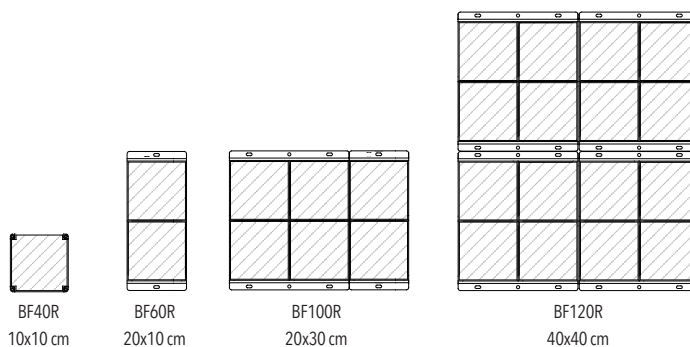
Full product range with ranges from 5 to 120 metres.

Characteristics

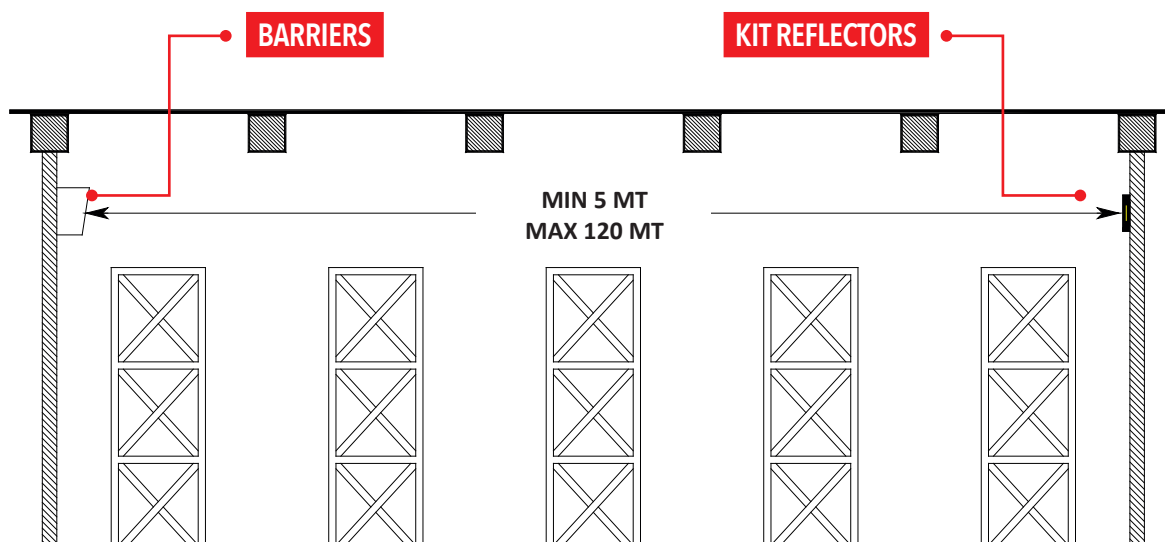
- > The barrier is equipped with an internal device (2-display module) for **calibration and checking of the received signal in real time**.
- > The boards are equipped with an **optical viewfinder** placed on one side that allows a rough alignment.
- > The board performs a **self-calibration every 24 hours** from the time of first delivery to compensate for any masking caused by dust on the lenses and reflectors.
- > **Adjustable sensitivity** with a DIP switch to get a **better intervention threshold** according to the working distance.
- > The barrier is equipped with alarm, fault and consumption outputs, which allow it to be connected to **standard fire control panels**.
- > The barrier has a serial interface to **connect up to 16 units to BRC keypads**.
- > Selection of models (40-60-100-120) according to the working distance.
- > Dimensions (DxLxH): 96 x 159 x 211 mm.
- > **CPR certification in accordance with EN54-12:2015.**

Approval

- > **EN54-12:2015**



BF SERIES application example



Reliability and performance with the new certified IR beam smoke detector



TECHNICAL DATA	BF100A	BFSERIES
Range	From 5 to 100 m	From 5 to 120 m
Power supply	From 11,5 a 27,8 Volt	From 11,5 to 27,8 Volt
Max Consumption	40 mA(TX+RX)	30 mA
Operating Temperature	From -25°C to +55°C	From -25°C to +55°C
IP degree	IP64	IP64
Accessories	BRC, BF TEST, BTM, XFIRE BF	BRC, BF TEST, BTM, XFIRE BF
Models	BF100A	BF40R, BF60R, BF100R, BF120R
Fiche	TX e RX	TX/RX + Reflector
Dimensions (DxLxH):	96x159x211 mm	96x159x211 mm
Weight	1.500 g	1.500 g

ACCESSORIES



BTM

Plug-in module for visualization and management of barrier data via Bluetooth App.



BRC

Remote monitoring panel for displaying the status of BF barriers. Connectable via RS485 serial port, the panel can monitor up to 16 barriers.



XFIRE BF

Plug-in module to loop the barrier.

Code	Products	Description
4442103	BF100A	OPTICAL BEAM TX/RX
4442104	BF40R	REFLECTION BEAM 40 m
4442105	BF60R	REFLECTION BEAM 60 m
4442106	BF100R	REFLECTION BEAM 100 m
4442107	BF120R	REFLECTION BEAM 120 m
4403200	BRC	REMOTE CONTROL BF*
4405144	BTM	BLUETOOTH MODULE*
4437110	XFIRE BF	LOOP MODULE
4444001	BF TEST	TEST FILTER
	APP BF	BF CONFIG. & SUPERVISION APP Bluetooth version*

* Available soon